




ORDERING GUIDE
FOR
10 PAIR LSA + TYPE®
TERMINAL BLOCKS
WIRE MANAGEMENT SYSTEM



Prepared By:

Approved By:

Technical Support Department
Kunt AŞ
Turgut Özal Cad. NO: 216
34670 İkitelli - İstanbul
Türkiye

Technical Support Manager

CONTENTS

| | |
|--|------------------|
| <i>ISSUE AND AMENDMENT RECORD</i> | <i>3</i> |
| <i>1. INTRODUCTION</i> | <i>4</i> |
| <i>2. TERMINATION MAGAZINES</i> | <i>5</i> |
| <i>3. ACCESSORIES</i> | <i>6</i> |
| 3.1. Plugs and Markers | 6 |
| 3.2. Designation Accessories | 6 |
| 3.3. Protection | 7 |
| 3.4. Cords | 8 |
| 3.4.1. Test Cords | 8 |
| 3.4.2. Monitor Cords | 8 |
| 3.4.3. Patch Cords | 8 |
| <i>4. INSTALLATION TOOLS</i> | <i>9</i> |
| <i>5. METALWORK</i> | <i>10</i> |
| 5.1. LSA + Type [®] Mounting Frames | 10 |
| 5.2. Cabinet Mounting Frames | 11 |
| 5.3. Adapters | 11 |
| <i>6. DUST COVERS</i> | <i>12</i> |
| <i>7. INDOOR DISTRIBUTION BOXES</i> | <i>13</i> |
| <i>8. CABINETS</i> | <i>14</i> |

Note: Please, give the ORDERING GUIDE VERSION, when ask for a Product contained in this Document

Lead Time: "A" aprox 4 weeks "B" equal or greater than 8 weeks

| |
|-----------------------------------|
| ISSUE AND AMENDMENT RECORD |
|-----------------------------------|

| DATE | ISSUE NO | AMENDMENT | DESCRIPTION |
|---------|----------|-----------|-------------|
| 12/2002 | v1.0 | | Original |
| | | | |
| | | | |
| | | | |

This specification supersedes all previous documentation, specifications and data sheets.

| |
|---|
| Lead Time: "A" aprox 4 weeks "B" equal or greater than 8 weeks |
|---|

1. INTRODUCTION


10 Pair LSA + Type[®] connection and disconnection modules provides simple and high quality connection of jumper wires and cables in all points of the telecommunications network (in main distribution frames, exchanges, cross connect cabinets, Building Entrance Terminals etc.) without the need for soldering, screwing and stripping.

Connections are made using a unique IDC (insulation displacement contact) to provide a highly reliable connection designed to meet stringent PTT and military electrical and mechanical requirements in a broad range of environmental conditions.

Terminations are made by simply laying the wire over the contact and punching it into the IDC using the manual installation tool Yak-22. During wire removal, each wire pulls out cleanly, leaving no wire residue in the contact.

These modules are rated for a minimum of 250 wire **insertion/withdrawal** cycles and eliminates annoying “intermittent” sometimes present with other connection methods.

10 pair Overvoltage protection magazine and single pair Overvoltage & Overcurrent protection is available.



Disconnection Contact



Connection Contact

Detail of Contact Design.

Lead Time: “A” approx 4 weeks “B” equal or greater than 8 weeks

2. 10 pair LSA + TYPE TERMINATION MAGAZINES

| SAP Code | Description | Colour | Lead Time |
|----------|---|--------|-----------|
| 30065 | Yak-20 Connection Magazine (1-0) | Grey | A |
| 31599 | Yak-20K Connection Magazine, Tin (1-0) | Grey | A |
| 31116 | Yak-20RU Connection Mag. Russian version (0-9) | Grey | A |
| 30070 | Yak-21 Disconnection Magazine (1-0) | White | A |
| 31600 | Yak-21K Disconnection Magazine, Tin (1-0) | White | A |
| 31117 | Yak-21RU Disconnection Mag. Russian version (0-9) | White | A |

10 pair LSA + type termination blocks

Material: Self extinguishing thermoplastic material

Sets content:

- 10 magazines
- 2 numbering set

Shown pictures:

1. Yak-20

2. Yak-21 detail



1



2

| SAP Code | Description | Colour | Lead Time |
|----------|---|--------|-----------|
| 31406 | Yak-20P Connection Magazine, profile version | Grey | A |
| 31407 | Yak-21P Disconnection Magazine, profile version | White | A |

10 pair LSA + type termination blocks


Material: Self extinguishing thermoplastic material

To be used with: Yak-73PA

Sets content:

- 10 magazines
- 2 numbering set
- 20 profile adapters
- 1 leaflet

Shown Picture: Yak-21PA



| SAP Code | Description | Colour | Lead Time |
|----------|---------------------------------------|--------|-----------|
| 30639 | Yak-20EM Connection Magazine, Earthed | Grey | A |

10-pair LSA + type earthed termination block.

Material: Self extinguishing thermoplastic material

Sets content:

- 10 magazines
- 2 numbering set



Lead Time: "A" aprox 4 weeks "B" equal or greater than 8 weeks

3. ACCESSORIES

3.1. PLUGS AND MARKERS

| SAP Code | Description | Colour | Lead Time |
|----------|-------------------------------|--------|-----------|
| 30072 | Yak-21DP-B Disconnection Plug | Black | A |
| 30668 | Yak-21DP-R Disconnection Plug | Red | A |
| 30071 | Yak-21DP-W Disconnection Plug | White | A |
| 30073 | Yak-21DP-Y Disconnection Plug | Yellow | A |

Disconnection plug.
To be use with: Yak-21.
Sets content:

- 1 bag of 100 pcs.

Shown picture: Yak-21DP-W



| SAP Code | Description | Colour | Lead Time |
|----------|-------------------------|--------|-----------|
| 30067 | Yak-20MP-B Marking Plug | Black | A |
| 30066 | Yak-20MP-R Marking Plug | Red | A |
| 30069 | Yak-20MP-W Marking Plug | White | A |
| 30068 | Yak-20MP-Y Marking Plug | Yellow | A |

Marking plug.
To be use with: Yak-20 & Yak-21
Sets content:

- 1 bag of 100 pcs.

Shown picture: Yak-20MP-R



3.2. DESIGNATION ACCESSORIES

| SAP Code | Description | Colour | Lead Time |
|----------|----------------------------------|-------------|-----------|
| 30637 | Yak-25L Label Holder set | Grey | B |
| 30638 | Yak-26HL Hinged Label Holder Set | Transparent | B |


Label holder.
To be use with: Yak-20 & Yak-21
Set content: (Yak-25L & Yak-26HL)

- 1 plate
- 1 tag

Shown pictures:

1. Yak-25L

2. Yak-26HL



1



2

Lead Time: "A" aprox 4 weeks "B" equal or greater than 8 weeks

3.3. PROTECTION


| SAP Code | Description | Colour | Lead Time |
|----------|---|--------|-----------|
| 31275 | Yak-24/2-5 Overvoltage & Overcurrent Protector 5P | Black | B |

5-point overvoltage/overcurrent protection, 230 V GDT.

To be used with: Yak-21 Disconnection Modules

Set content:

- 100 protectors
- 10 ground terminal
- 1 Installation Instruction



| SAP Code | Description | Colour | Lead Time |
|----------|-------------------------------------|--------|-----------|
| 30370 | Yak-24/10-3 Overvoltage Magazine 3P | Grey | B |
| 30079 | Yak-24/10-2 Overvoltage Magazine 2P | Grey | B |

Overvoltage magazine

To be used with: Yak-21 Disconnection Modules

Set content:

- 10 magazine

Packed in boxes of 10 pcs.

Shown pictures:


1. *Yak-24/10-3*

2. *Yak-24/10-2*

! No GDTs are included with this item.



1



2

| SAP Code | Description | Voltage | Lead Time |
|----------|---|---------|-----------|
| 31363 | Yak-24/230-3 Gas Discharge Tube, 3 pole | 230 V | A |
| 31380 | Yak-24/250-3 Gas Discharge Tube, 3 pole | 250 V | A |
| 31597 | Yak-24/230-2 Gas Discharge Tube, 2 pole | 230 V | A |
| 31598 | Yak-24/250-2 Gas Discharge Tube, 2 pole | 250 V | A |

Gas Discharge Tubes (overvoltage) with fail-safe.

To be used with: Yak-24/10-3 & Yak-24/10-2

Set Content:

- 100pcs GDTs.

Shown pictures:

3. *Yak-24/230-3*

4. *Yak-24/230-2*



3



4

Lead Time: "A" aprox 4 weeks "B" equal or greater than 8 weeks

3.4. CORDS

3.4.1. TEST CORDS

| SAP Code | Description | Length | Lead Time |
|----------|---|----------|-----------|
| 31360 | YAK-23/2 Head Only | - | A |
| 30076 | YAK-23/2-2-PB 4x4 Test Cord, banana ended | 2 metres | A |
| 31041 | YAK-23/2-3-PB 4x4 Test Cord, banana ended | 3 metres | A |
| 31040 | YAK-23/2-4-PB 4x4 Test Cord, banana ended | 4 metres | A |
| 30077 | YAK-23/2-5-PB 4x4 Test Cord, banana ended | 5 metres | A |
| 31376 | YAK-23/2-2-PW 4x4 Test Cord, wire ended | 2 metres | A |
| 31576 | YAK-23/2-3-PW 4x4 Test Cord, wire ended | 3 metres | A |
| 31577 | YAK-23/2-4-PW 4x4 Test Cord, wire ended | 4 metres | A |
| 31578 | YAK-23/2-5-PW 4x4 Test Cord, wire ended | 5 metres | A |

4x4 Test Cords.

To be used with: Yak-21

Set Content:

- 1 Test Cord
- 1 Leaflet

Shown Pictures:

1. YAK-23/2 Head Only

2. YAK-23/2-2-PB



1



2

3.4.2. MONITOR CORDS

| SAP Code | Description | Length | Lead Time |
|----------|--|----------|-----------|
| 31361 | YAK-23/1 Head Only | - | A |
| 30075 | YAK-23/1-2-PB 2x2 Monitor Cord, banana ended | 2 metres | A |
| 31039 | YAK-23/1-3-PB 2x2 Monitor Cord, banana ended | 3 metres | A |
| 31038 | YAK-23/1-4-PB 2x2 Monitor Cord, banana ended | 4 metres | A |
| 30636 | YAK-23/1-5-PB 2x2 Monitor Cord, banana ended | 5 metres | A |
| 31378 | YAK-23/1-2-PW 2x2 Monitor Cord, wire ended | 2 metres | A |
| 31587 | YAK-23/1-3-PW 2x2 Monitor Cord, wire ended | 3 metres | A |
| 31588 | YAK-23/1-4-PW 2x2 Monitor Cord, wire ended | 4 metres | A |
| 31589 | YAK-23/1-5-PW 2x2 Monitor Cord, wire ended | 5 metres | A |

2x2 Monitor Cords.

To be used with: Yak-20

Set Content:

- 1 Monitor Cord
- 1 Leaflet

Shown Pictures:

3. YAK-23/1 Head Only

4. YAK-23/1-2-PB



3



4

3.4.3. PATCH CORDS

| SAP Code | Description | Length | Lead Time |
|----------|--|----------|-----------|
| 31377 | YAK-23/2-2-PP 4x4 Patch Cord, plug ended | 2 metres | A |
| 31590 | YAK-23/2-3-PP 4x4 Patch Cord, plug ended | 3 metres | A |
| 31591 | YAK-23/2-4-PP 4x4 Patch Cord, plug ended | 4 metres | A |
| 31592 | YAK-23/2-5-PP 4x4 Patch Cord, plug ended | 5 metres | A |
| 31379 | YAK-23/1-2-PP 2x2 Patch Cord, plug ended | 2 metres | A |
| 31593 | YAK-23/1-3-PP 2x2 Patch Cord, plug ended | 3 metres | A |
| 31594 | YAK-23/1-4-PP 2x2 Patch Cord, plug ended | 4 metres | A |
| 31595 | YAK-23/1-5-PP 2x2 Patch Cord, plug ended | 5 metres | A |

4x4 & 2x2 Patch Cords.

To be used with: Yak-20 & 21

Set Content:

- 1 Patch Cord
- 1 Leaflet

Shown Picture:

5. YAK-23/1-2-PP



5

Lead Time: "A" approx 4 weeks "B" equal or greater than 8 weeks

4. INSTALLATION TOOLS

| SAP Code | Description | Lead Time |
|----------|--------------------------|-----------|
| 30074 | Yak-22 Installation Tool | A |

Installation Tool

To be used with: Yak-20 & 21

Standard packaging: 1 pcs per box.



Lead Time: "A" aprox 4 weeks "B" equal or greater than 8 weeks

5. METALWORK

5.1. LSA + TYPE[®] MOUNTING FRAMES

| SAP Code | Description | Lead Time |
|----------|--|-----------|
| 30642 | Yak-70/10-12 BMF ; 10 pair ; 12 mm depth | A |
| 30643 | Yak-70/10-22 BMF ; 10 pair ; 22 mm depth | A |
| 31382 | Yak-70/10-30 BMF ; 10 pair ; 30 mm depth | A |
| 31383 | Yak-70/10-50 BMF ; 10 pair ; 50 mm depth | A |
| 30644 | Yak-70/20-12 BMF ; 20 pair ; 12 mm depth | A |
| 30645 | Yak-70/20-22 BMF ; 20 pair ; 22 mm depth | A |
| 31384 | Yak-70/20-30 BMF ; 20 pair ; 30 mm depth | A |
| 31385 | Yak-70/20-50 BMF ; 20 pair ; 50 mm depth | A |
| 30646 | Yak-70/30-12 BMF ; 30 pair ; 12 mm depth | A |
| 30647 | Yak-70/30-22 BMF ; 30 pair ; 22 mm depth | A |
| 30648 | Yak-70/40-22 BMF ; 40 pair ; 22 mm depth | A |
| 31596 | Yak-70/50-12 BMF ; 50 pair ; 12 mm depth | A |
| 30649 | Yak-70/50-22 BMF ; 50 pair ; 22 mm depth | A |
| 30650 | Yak-70/50-30 BMF ; 50 pair ; 30 mm depth | A |
| 31386 | Yak-70/50-50 BMF ; 50 pair ; 50 mm depth | A |
| 30651 | Yak-70/60-22 BMF ; 60 pair ; 22 mm depth | A |
| 30652 | Yak-70/60-30 BMF ; 60 pair ; 30 mm depth | A |
| 30653 | Yak-70/60-50 BMF ; 60 pair ; 50 mm depth | A |
| 30654 | Yak-70/70-22 BMF ; 70 pair ; 22 mm depth | A |
| 30655 | Yak-70/80-22 BMF ; 80 pair ; 22 mm depth | A |
| 30656 | Yak-70/100-22 BMF ; 100 pair ; 22 mm depth | A |
| 30657 | Yak-70/100-30 BMF ; 100 pair ; 30 mm depth | A |
| 30658 | Yak-70/100-50 BMF ; 100 pair ; 50 mm depth | A |
| 30659 | Yak-70/110-30 BMF ; 110 pair ; 30 mm depth | A |
| 30660 | Yak-70/110-50 BMF ; 110 pair ; 50 mm depth | A |
| 30806 | Yak-70/200-50 BMF ; 200 pair ; 50 mm depth | A |
| 30846 | Yak-70/210-50 BMF ; 210 pair ; 50 mm depth | A |
| 31046 | Yak-70/300-50 BMF ; 300 pair ; 50 mm depth | A |
| 30661 | Yak-70/310-50 BMF ; 310 pair ; 50 mm depth | A |
| 30662 | Yak-70/330-50 BMF ; 330 pair ; 50 mm depth | A |



1



2

Mounting frame:

Material: stainless steel.

To be used with: Yak-20/21 Yak-40/41, Yak-46/46WG and Yak-47D/47C

Set Content:

- 1 pcs Back Mount Frame

Shown Pictures;

1- Yak-70/100-30

2- Yak-70/330-50

Lead Time: "A" aprox 4 weeks "B" equal or greater than 8 weeks

5.2. CABINET MOUNTING FRAMES

| SAP Code | Description | Lead Time |
|----------|--|-----------|
| 31036 | Yak-70EVs/AK-100-44 BMF ; 100pair w/assembly kit | A |

Mounting frame: 44 mm depth, 11 positions.


Material: stainless steel.

To be used with: Yak-20/21 Yak-40/41, Yak-46/46WG and Yak-47D/47C

Set Content:

- Back Mount Frame
- Assembly Kit

! for cross-connection cabinets only



| SAP Code | Description | Lead Time |
|----------|--|-----------|
| 31037 | Yak-70EVs/AK-50-44 BMF ; 50pair w/assembly kit | A |

Mounting frame: 44 mm depth, 6 positions

Material: stainless steel.

To be used with: Yak-20/21 Yak-40/41, Yak-46/46WG and Yak-47D/47C

Set Content:

- Back Mount Frame
- Assembly Kit

! for cross-connection cabinets only



5.3. ADAPTERS

| SAP Code | Description | Lead Time |
|----------|--------------------------|-----------|
| 31354 | Yak-73PA Profile Adaptor | A |

Profile Adaptor for profile mounting frames

Material: stainless steel.

To be used with: Yak-20 & 21

Set Content:

- 200 pcs (for 100 pcs module)
- 1 Leaflet



Lead Time: "A" aprox 4 weeks "B" equal or greater than 8 weeks

6. DUST COVERS

| SAP Code | Description | Lead Time |
|----------|--------------------------------|-----------|
| 31357 | Yak-20DC/100F Dust Cover, Flat | A |

Flat dust cover,
To be used with: Yak-70/100 & Yak-70/110 series, (100 pair LSA+ type mounting frames).

Set Content:

- 1 pcs. flat dust cover



| SAP Code | Description | Lead Time |
|----------|--------------------------------|-----------|
| 31358 | Yak-20DC/100D Dust Cover, Deep | A |

Deep dust cover,
To be used with: Yak-70/100 & Yak-70/110 series, (100 pair LSA+ type mounting frames).

Set Content:

- 1 pcs. deep dust cover



| SAP Code | Description | Lead Time |
|----------|-------------------------------|-----------|
| 31359 | Yak-20/DC50F Dust Cover, Flat | A |

Flat dust cover,
To be used with Yak-70/50 series, (50 pair LSA+ type mounting frames)

Set Content:

- 1 pcs. flat dust cover



Lead Time: "A" aprox 4 weeks "B" equal or greater than 8 weeks

7. INDOOR DISTRIBUTION BOXES

| SAP Code | Description | Colour | Lead Time |
|----------|--------------------------------|--------|-----------|
| 30042 | Yak-6F-30 Indoor Box w/MF, 30p | Grey | A |

Basic indoor box

To be used with: Yak-20/21 Yak-40/41, Yak-46/46WG and Yak-47D/47C


Set Content:

- 1 Yak-70/30-12
- 2 jumper rings.

Dimensions: 171 x 141 x 82 mm.

! No magazines are supplied with this item, must be ordered separately.

Suitable for protection in cartridge version ONLY.



| SAP Code | Description | Colour | Lead Time |
|----------|---|--------|-----------|
| 30043 | Yak-6EF-30 Indoor B. w/earthing+MF, 30p | Grey | A |

Basic indoor box

To be used with: Yak-20/21 Yak-40/41, Yak-46/46WG and Yak-47D/47C

Set Content:

- 1 Yak-70/30-12
- Earth terminal w/earthing cable
- 2 jumper rings

Dimensions: 171 x 141 x 82 mm.

! No magazines are included with this item, must be ordered separately.

Suitable for protection in cartridge version ONLY.



| SAP Code | Description | Colour | Lead Time |
|----------|---------------------------------|--------|-----------|
| 30045 | Yak-7F-50 Indoor Box. w/MF, 50p | Grey | A |

Basic indoor box

To be used with: Yak-20/21 Yak-40/41, Yak-46/46WG and Yak-47D/47C


Set Content:

- 1 Yak-70/50-12
- 2 jumper rings

Dimensions: 171 x 171 x 82 mm

! No magazines are included with this item, must be ordered separately.

Suitable for protection in cartridge version ONLY.



| SAP Code | Description | Colour | Lead Time |
|----------|---|--------|-----------|
| 30046 | Yak-7EF-50 Indoor B. w/earthing+MF, 50p | Grey | A |

Basic indoor box

To be used with: Yak-20/21 Yak-40/41, Yak-46/46WG and Yak-47D/47C

Set Content:

- 1 Yak-70/50-12
- Earth terminal w/earthing cable
- 2 jumper rings

Dimensions: 171 x 171 x 82 mm

! No magazines are included with this item, must be ordered separately.

Suitable for protection in cartridge version ONLY.



Lead Time: "A" aprox 4 weeks "B" equal or greater than 8 weeks

8. CABINETS

| SAP Code | Description | Lead Time |
|----------|---------------------------------|-----------|
| 40096 | Yak-50/2 CCC, 1200 or 2400 pair | A |

Cabinet for 1200 or 2400 pairs,
Material: Polycarbonate with glass fiber reinforcement.

Set Content:

- Internal chassis
- Earthing

! No pedestal and mounting frames are included with this item , must be ordered separately.



| SAP Code | Description | Lead Time |
|----------|-----------------------------|-----------|
| 40124 | YAK-50SP CCC Short Pedestal | A |

Cabinet Pedestal, Short version,
Material: Polycarbonate with glass fiber reinforcement.
To be used with: Yak-50/2 1200 or 2400 pairs.

Set Content:

- Pedestal body
- Mounting kit



| SAP Code | Description | Lead Time |
|----------|----------------------------|-----------|
| 40097 | YAK-50LP CCC Long Pedestal | A |

Cabinet Pedestal, Long version,
Material: Polycarbonate with glass fiber reinforcement
To be used with: Yak-50/2 1200 or 2400 pairs.

Set Content:

- Pedestal body
- Mounting kit



LSA +[®] is a Trade Mark of Krone

Lead Time: "A" aprox 4 weeks "B" equal or greater than 8 weeks